

Creating an Item Bank Item

The ability to create an Item Bank item from scratch opens up many new doors within the Assessment section of DataDirector. Users can begin to compile banks of questions connected to standards while sharing the items with sites and groups of other users. This is a great way to create a bank of relevant items to use in the classroom. Complete the following steps to create your own Item Bank item.

1. Navigate to the Assessment section.



2. Select Manage Item Bank.




3. Select Create New Item.

Item Bank

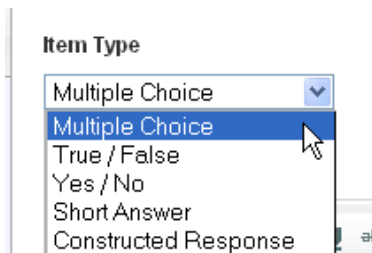
- Search Item Bank
- All Items
- My Items
- Districtwide Items
- Pending Items
- Create New Item

- Once the Create Item screen appears, add a Label. Adding a common identifier like your school name, grade level, or department would be a good idea for organizing and accessing the items later.

Label

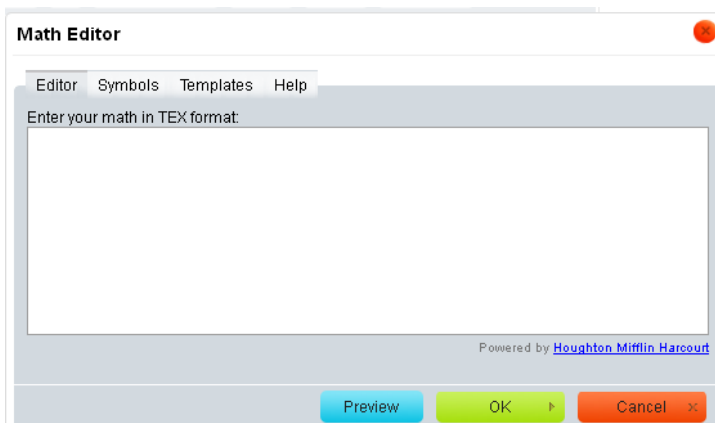
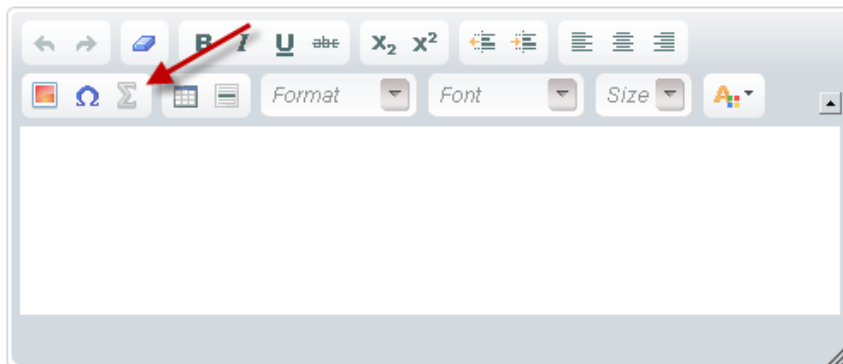
 Provide a descriptive label to help you locate this item later

- Select the Item Type. Note: T/F, Yes/No, Short Answer, and Constructed Response are all new Item Types within DataDirector 4.0.



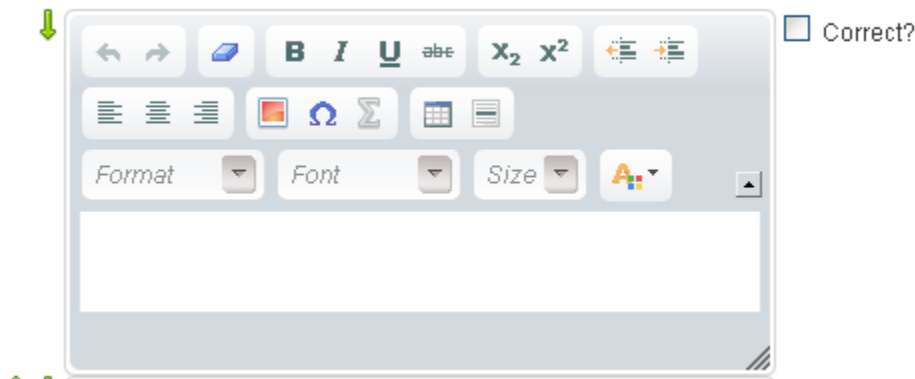
Another new feature of DataDirector 4.0 is the Math Editor. Click the Math Editor to access pre-built equation templates or write your own equation or formula.

Question



- You will be required to provide Answer Choices for your Item. Enter the possible Answer Choices (also note that the Math Editor can be used to create formulas and equations for answer choices) and select which choice is correct by checking the “Correct?” box.

Answer Choices



- Once finished, click Create Item at the bottom of the page.



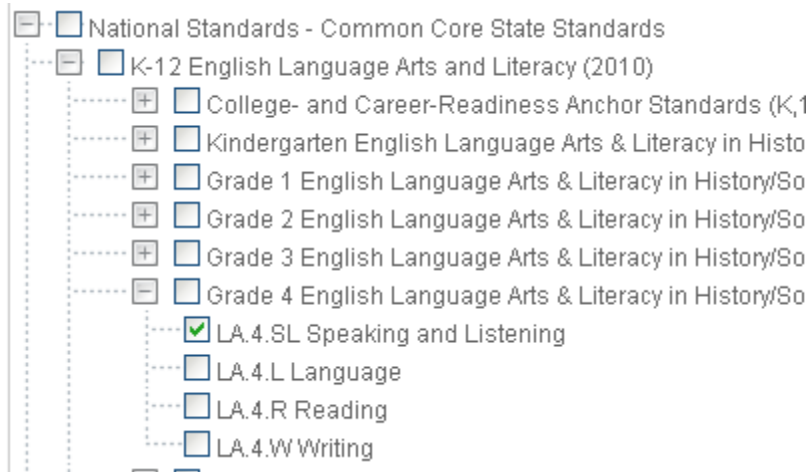
- Your Item is created. However, if you want to use your Item in an Item Bank Assessment, you will need to link it to standards first. To do this, click the Standards link.



- Click the “Search for...” link.

This item is not linked to any standards. To use this item, please link to a standard first.
[Search for standards to link to this item](#)

10. Select the group of standards to search for, navigating down to the expectation or standard level if possible. Click Search.



11. Your search results will return any standards that match your search criteria. To attach the standard to your Item, check the box. The standard is automatically added to your Item.

National Standards - Common Core State Standards ➔

➔ Speaking and Listening (LA.4.SL)

| | |
|-----------------|---|
| Strand | LA.4. Comprehension and Collaboration |
| Anchor Standard | LA.4.SL.CCR.1 Prepare for and participate in discussions and presentations on topics relevant to students. |
| Grade Level | LA.4.SL.4.1 Engage effectively in a range of discussions, one-on-one and in groups, teacher led or student driven, using appropriate discourse conventions. |
| Standard | LA.4.SL.4.1.a Come to discussions prepared, having read or researched topic under study. Stimulate discussion through their own ideas and questions. |
| Standard | LA.4.SL.4.1.a Come to discussions prepared, having read or researched topic under study. Stimulate discussion through their own ideas and questions. |